



Main

Range of product	Harmony Electromechanical Relays
Series name	Miniature
Product or component type	Plug-in relay
Device short name	RXM
Coil interference suppression	Without
Utilisation coefficient	20 %
Sale per indivisible quantity	10

Complementary

Contacts type and composition	4 C/O
Contact operation	Standard
[Uc] control circuit voltage	24 V AC 50/60 Hz
[Ithe] conventional enclosed thermal current	3 A at -40...55 °C
Status LED	With
Control type	Without push-button
[Ui] rated insulation voltage	250 V conforming to IEC
[Uimp] rated impulse withstand voltage	3.6 kV during 1.2/50 µs conforming to IEC 61810-7
Contacts material	Silver alloy (Ag/Ni)
[Ie] rated operational current	3 A (AC-1/DC-1) NO conforming to IEC 1.5 A (AC-1/DC-1) NC conforming to IEC
Minimum switching current	10 mA
Maximum switching voltage	250 V AC 250 V DC
Minimum switching voltage	17 V
Load current	3 A at 250 V AC 3 A at 28 V DC
Maximum switching capacity	750 VA AC

Disclaimer: This documentation is not intended as a substitute for and is not to be used for determining suitability or reliability of these products for specific user applications

	84 W DC
Minimum switching capacity	170 mW
Operating rate	<= 1200 cycles/hour under load <= 18000 cycles/hour no-load
Mechanical durability	10000000 cycles
Electrical durability	100000 cycles for resistive load
Average coil consumption in VA	1.2 AC
Drop-out voltage threshold	>= 0.15 U _c AC
Operating time	20 ms between coil de-energisation and making of the Off-delay contact 20 ms between coil energisation and making of the On-delay contact
Average resistance	160 Ohm network: AC at 20 °C +/- 15 %
Rated operational voltage limits	19.2...26.4 V AC
Protection category	RT I
Test levels	Level A group mounting
Operating position	Any position
CAD overall width	21 mm
CAD overall height	27 mm
CAD overall depth	46 mm
Net weight	0.035 kg
Dielectric strength	2000 V AC between coil and contact 2000 V AC between poles 1000 V AC between contacts
Safety reliability data	B10d = 100000

Environment

Standards	EN/IEC 61810-1 (iss. 2) CE
Ambient air temperature for storage	-40...85 °C
Ambient air temperature for operation	-40...55 °C
Vibration resistance	3 gn, amplitude = +/- 1 mm (f = 10...50 Hz)operating conforming to EN/IEC 60068-2-6 6 gn, amplitude = +/- 1 mm (f = 10...50 Hz)not operating conforming to EN/IEC 60068-2-6
IP degree of protection	IP40 conforming to EN/IEC 60529
Shock resistance	10 gn for opening conforming to EN/IEC 60068-2-27 5 gn for closing conforming to EN/IEC 60068-2-27

Packing Units

Package 1 Weight	0.037 kg
Package 1 Height	0.410 dm
Package 1 width	0.210 dm
Package 1 Length	0.280 dm

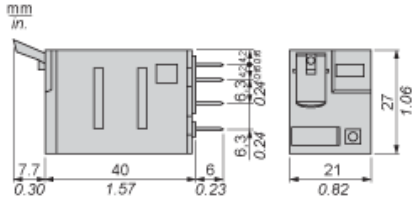
Offer Sustainability

Sustainable offer status	Green Premium product
REACH Regulation	REACH Declaration
REACH free of SVHC	Yes
EU RoHS Directive	Pro-active compliance (Product out of EU RoHS legal scope) EU RoHS Declaration
Toxic heavy metal free	Yes
Mercury free	Yes
RoHS exemption information	Yes
China RoHS Regulation	China RoHS declaration
Environmental Disclosure	Product Environmental Profile
WEEE	The product must be disposed on European Union markets following specific waste collection and never end up in rubbish bins

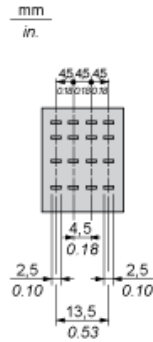
Contractual warranty

Warranty	18 months
----------	-----------

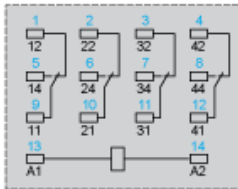
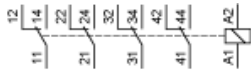
Dimensions



Pin Side View



Wiring Diagram

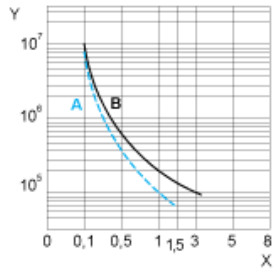


Symbols shown in blue correspond to Nema marking.

Electrical Durability of Contacts

Durability (inductive load) = durability (resistive load) x reduction coefficient.

For 4 Poles Relay

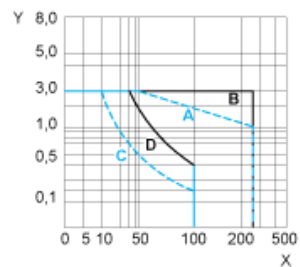


- X : Contact current (A)
- Y : Durability (Number of operating cycles)
- A : Inductive load
- B : Resistive load

Note : These are typical curves, actual durability depends on load, environment, duty cycle, etc.

Maximum Switching Capacity

For 4 Poles Relay



- X : Contact voltage (v)
- Y : Contact current (A)
- A : Inductive AC load
- B : Resistive AC load
- C : Inductive DC load
- D : Resistive DC load

Note : These are typical curves, actual durability depends on load, environment, duty cycle, etc.