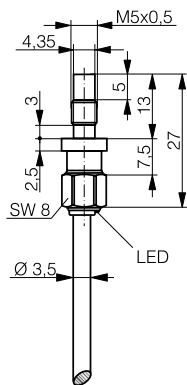

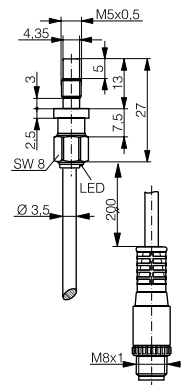


HOUSING	OPERATING DISTANCE	MOUNTING	✓ Resistant up to 500 bar	✓ Peaks ≤ 1000 bar
M5	1 mm	Embeddable	✓ Exceptionally long life	✓ Ceramic sensing face
			✓ Long operating distance	✓ Gas tight, IP68
			✓ Large temperature range	✓ IO-Link v1.1



DW-AD-50x-P5



DW-AV-50x-P5-276

DETECTION DATA		INTERFACE	
Rated operating distance (S _n)	1 mm	Indicator LED, yellow	Sensing state (0 ≤ s ≤ 0.8 S _n)
Assured operating distance (S _a)	≤ (0.81 x S _n) mm (-25 ... +70 °C)	Indicator LED, yellow, blinking	Sensing state (0.8 S _n < s ≤ S _n)
Repeat accuracy	≤ 0.05 mm	IO-Link	✓
Hysteresis	3% S _n ≤ Hyst ≤ 15% S _n	MTTF (@40°C)	1032 y
Temperature drift	≤ 10 % (-25 ... +70°C) ≤ 15 % (+70 ... +100°C)		
Standard target	4.5 x 4.5 x 1 mm ³ , FE360		

Note: 0.9S_n ≤ S_a ≤ 1.1S_n.

ELECTRICAL DATA		MECHANICAL DATA	
Supply voltage range (U _B)	10...30 VDC	Operating pressure	≤ 500 bar
Residual ripple	≤ 20% U _B	Peak pressure	≤ 1000 bar
Output current	≤ 200 mA	Vacuum down to	10 ⁻⁸ Torr
Output voltage drop	≤ 2.0 VDC	Mounting	Embeddable
Power consumption (no-load)	≤ 10 mA	Housing material	Stainless-steel DIN 2.4711 (Phynox)
Residual current	≤ 0.1 mA	Sensing face material	ZrO ₂
Switching frequency	≤ 1000 Hz	Max tightening torque	3 Nm
Short-circuit protection	✓	Ambient operating temperature	-25...+100°C ¹
Voltage reversal protection	✓	Enclosure rating	IP68
Cable length max.	≤ 300 m	Weight (cable / connector)	see page 2
		Shock and vibration	IEC 60947-5-2 / 7.4

Note: all data measured according to IEC 60947-5-2 standard with U_B = 20...30VDC, T_A = 23°C ± 5°C.

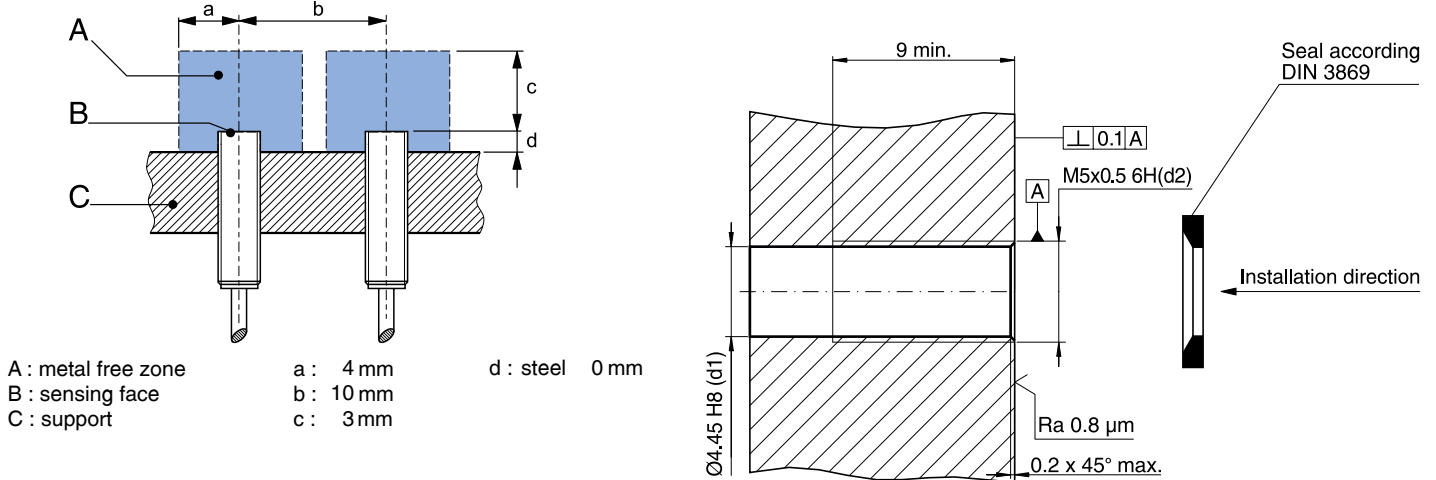
¹Maximum temperature according to UL: 70°C.

CORRECTION FACTORS

Steel FE 360	1	Copper	0	Aluminum	0	Brass	0	Stainless S. V2A 1 / 2 mm	0.55
--------------	---	--------	---	----------	---	-------	---	---------------------------	------

Note: the operating distance of the sensor must be multiplied by the correction factor of the material. For example, the operating distance on Aluminum is $S_{n,Al} = S_n \times CF_{Al}$. In case of embeddable mounting, the distance is multiplied by the additional correction factor of the support, thus $S_{n,Al} = S_n \times CF_{Al} \times CF_{emb,Al}$.

INSTALLATION CONDITIONS



Note: additional installation information can be found in the glossary of the Contrinex General Catalog.

IO-LINK FUNCTIONALITIES

IO-Link version	1.1
SIO mode	Supported
Process data	7-bit input
Baudrate	COM2 (38.4 kBaud)
Minimum cycle time	10.4 ms
ISDU	Not supported



IO-Link files may be downloaded from

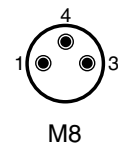
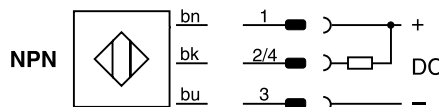
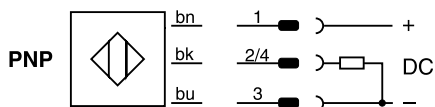
www.contrinex.com/product-range/inductive-sensors/.

Select the product name to display the product page with corresponding downloads.

Alternatively, just click/scan the QR code on the left.

WIRING DIAGRAM

PIN ASSIGNMENT



AVAILABLE TYPES

Part number	Part reference	Polarity	Connection	Output on pin 2	Output on pin 4 / bk	Weight
330-020-023	DW-AD-501-P5	NPN	PUR, 2 m, 3 wire	-	Normally open (NO)	35 g
330-020-024	DW-AD-502-P5	NPN	PUR, 2 m, 3 wire	-	Normally close (NC)	35 g
330-020-025	DW-AD-503-P5	PNP	PUR, 2 m, 3 wire	-	Normally open (NO) / IO-Link	35 g
330-020-026	DW-AD-504-P5	PNP	PUR, 2 m, 3 wire	-	Normally close (NC)	35 g
330-020-027	DW-AV-501-P5-276	NPN	PUR, 0.2 m + M8 3-pin	-	Normally open (NO)	22 g
330-020-028	DW-AV-502-P5-276	NPN	PUR, 0.2 m + M8 3-pin	-	Normally close (NC)	22 g
330-020-029	DW-AV-503-P5-276	PNP	PUR, 0.2 m + M8 3-pin	-	Normally open (NO) / IO-Link	22 g
330-020-030	DW-AV-504-P5-276	PNP	PUR, 0.2 m + M8 3-pin	-	Normally close (NC)	22 g

Note: part reference may include additional suffix to indicate a revision version or special version. Further information is available on request.

Operators of the products we supply are responsible for compliance with measures for the protection of persons. The use of our equipment in applications where the safety of persons might be at risk is only authorized if the operator observes and implements separate, appropriate and necessary measures for the protection of persons and machines. Terms of delivery and rights to change design reserved.